

eTwinning in arts

Rute Baptista
eTwinning Central Support Service



PDW for **Arts** and **Culture** 2014 **Corfu**

Rute Baptista



Portuguese
Professional Development officer
Since 2012 in eTwinning CSS
Since 2005 in eTwinning in Portugal

Concept of eTwinning

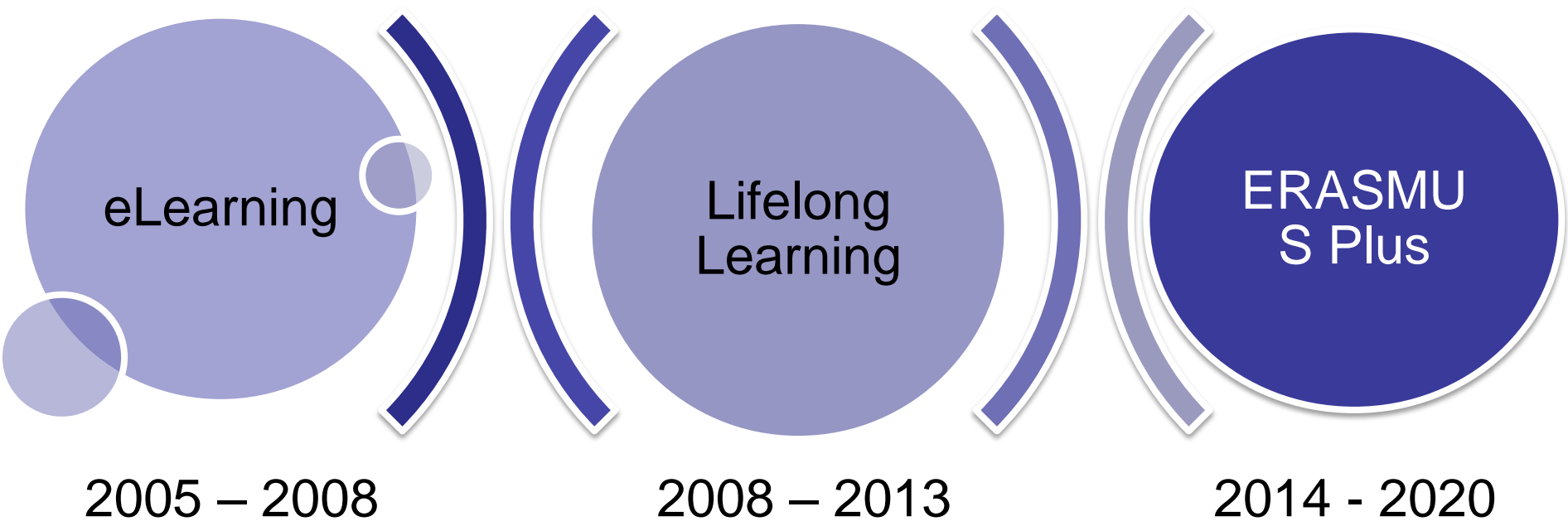


**The community for schools
in Europe**

**The free and safe platform for teachers to connect,
develop collaborative projects and share ideas in Europe**

211426 Teachers · 29114 Projects · 108479 Schools

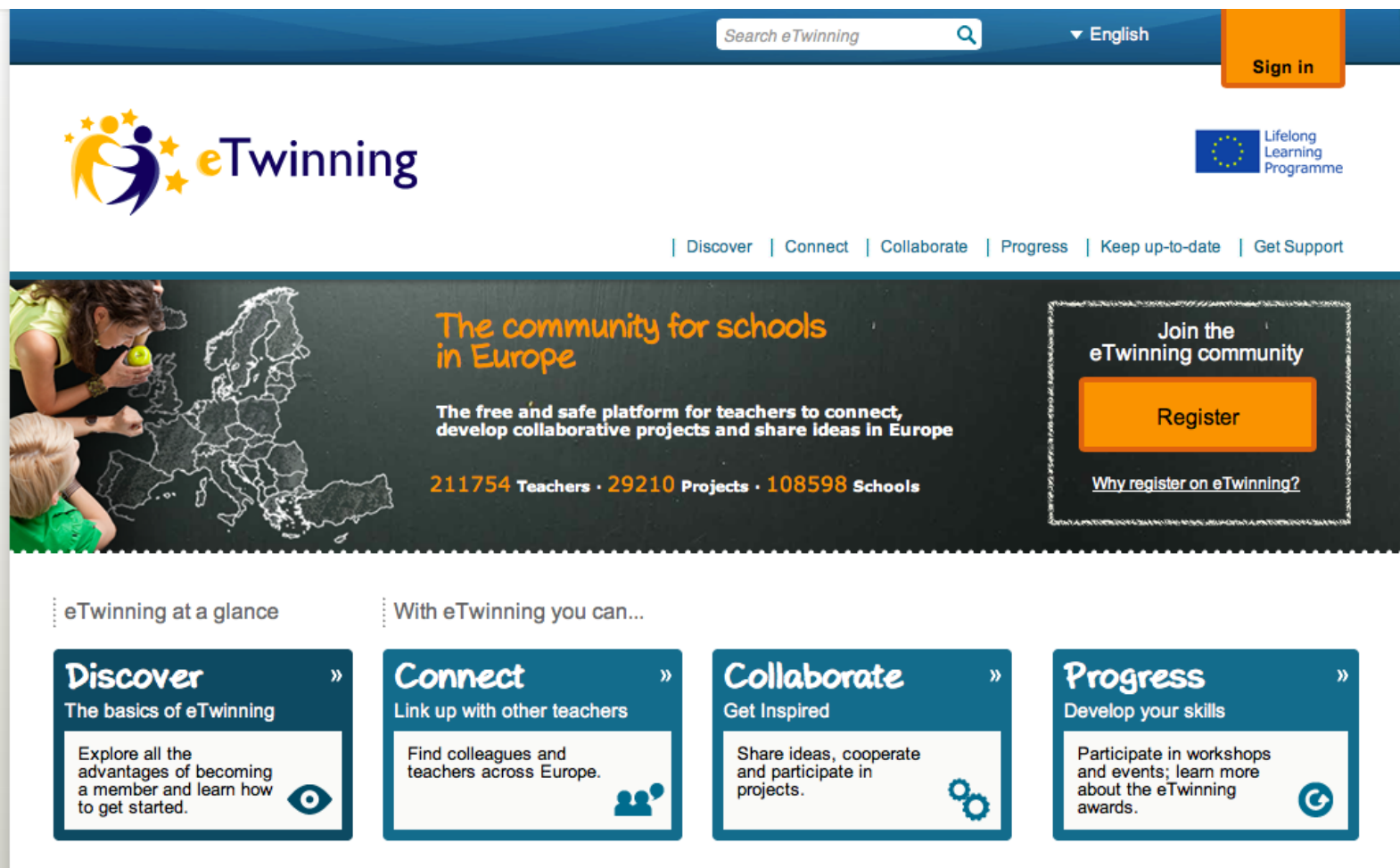
Past



Key Facts about eTwinning

- ❖ 37 countries participate
- ❖ Each of those countries has a National Support Service NSS
- ❖ Overall coordination by the Central Support Service
- ❖ More than 260.000 users, nearly 35.000 projects
- ❖ It all happens on the eTwinning Portal www.eTwinning.net

www.etwinning.net



The screenshot shows the eTwinning website homepage. At the top, there is a search bar labeled "Search eTwinning" and a language dropdown menu set to "English". A "Sign in" button is located in the top right corner. The main header features the eTwinning logo and the European Union flag with the text "Lifelong Learning Programme". Below the header, a navigation menu includes links for "Discover", "Connect", "Collaborate", "Progress", "Keep up-to-date", and "Get Support". The main content area is a dark banner with a chalkboard background. On the left, a woman and a child are looking at a map of Europe. The text in the banner reads: "The community for schools in Europe", "The free and safe platform for teachers to connect, develop collaborative projects and share ideas in Europe", and "211754 Teachers · 29210 Projects · 108598 Schools". On the right side of the banner, there is a "Join the eTwinning community" section with a "Register" button and a link "Why register on eTwinning?". Below the banner, there are two sections: "eTwinning at a glance" and "With eTwinning you can...". The "eTwinning at a glance" section has a "Discover" card with the text "The basics of eTwinning" and "Explore all the advantages of becoming a member and learn how to get started." The "With eTwinning you can..." section has four cards: "Connect" (Link up with other teachers), "Collaborate" (Get Inspired), "Progress" (Develop your skills), and "Discover" (The basics of eTwinning).

eTwinning Portal – 3 layers



Public Portal



Desktop



TwinSpace

eTwinning+



eTwinning for you

In eTwinning Plus you can...

Discover »
The basics of eTwinning

Explore all the advantages of becoming a member and learn how to get started. 

Connect »
Link up with other teachers

Want to find colleagues and teachers at a European level? 

Collaborate »
Get Inspired

Share ideas, cooperate and participate in projects. 

Get support »
Need help?

Let us help you with eTwinning 

Keep up-to-date



21/05/2012
Interview with Geert Kessels, Project manager at EUROCLIO



21/05/2012
Winning project spotlight "SOHO: Sunspots Online - Helios Observatory"

People say



eTwinning opportunities

eTwinning has

★ 4 main elements

- Professional social network
- Online collaborative work
- Continuing professional development
- Inbuilt recognition



eTwinning is not just about technology....

Lets have a bit of fun



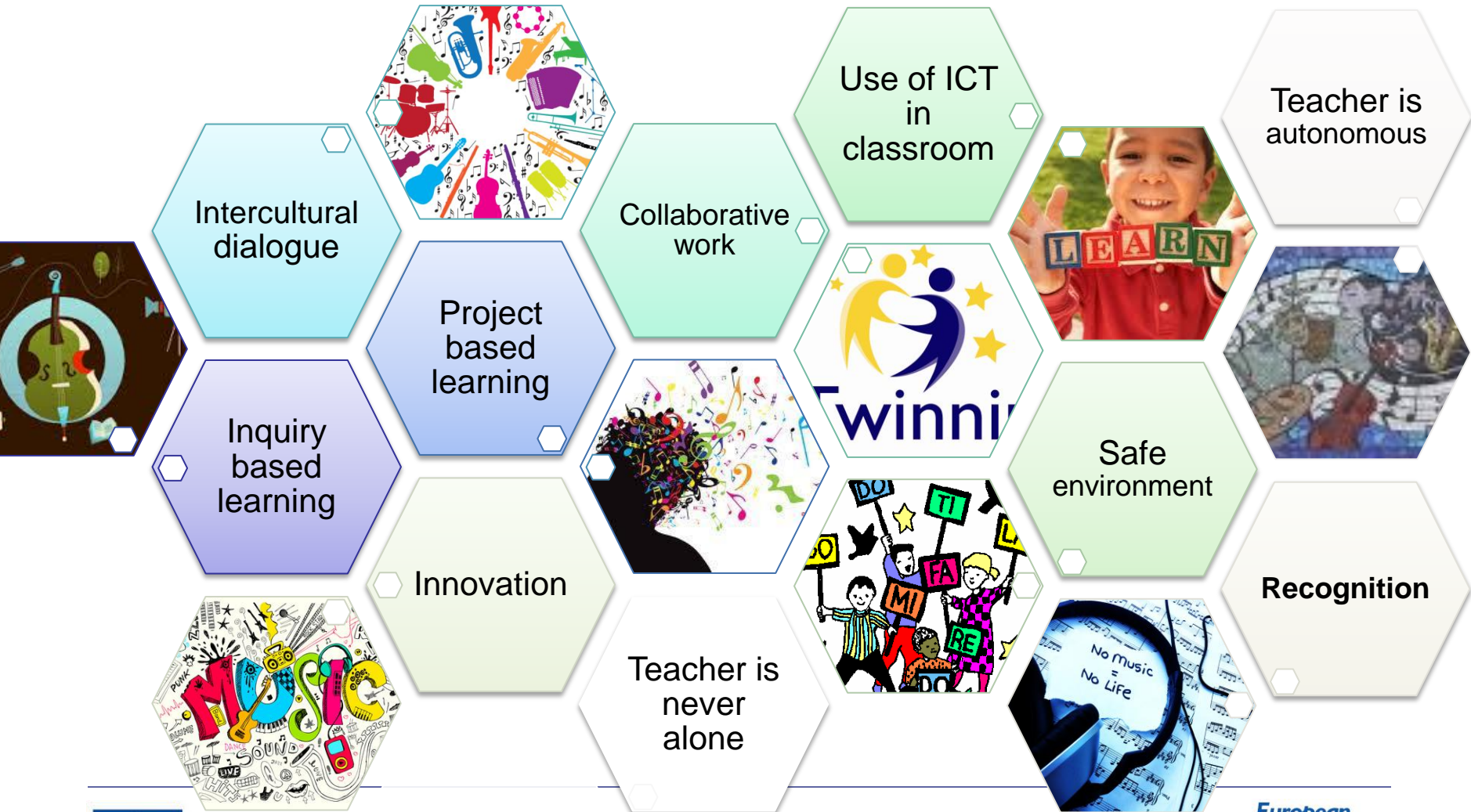
Scooby doo song

Doo doo doo doo de doo 2x


Scoo be doo be doo be doo be doo doo
doo 4x

Bap du wap, Bap du wap, 4 x

eTwinning is about



eTwinning is about art



eTwinning is about art

“Arts education is critical for helping students develop creativity, critical thinking, and problem solving abilities.”

Megan Chernin, *LA Fund Chair*